




حَاذِرِينَ
HADHREEN
HADHREN ORGANIZATION

2025

**The
Semi-Annual
Report**



In the first half of 2025, successful partnerships continued with international donors, including the World Food Program (WFP), the United Nations Development Program (UNDP), as well as a number of international and Sudanese organizations and Sudanese diaspora networks. These partnerships enabled Hadhreen to sustain several ongoing projects and expand the water access and WASH projects.


The escalation of armed clashes prior to the liberation of Khartoum State by the Sudanese Armed Forces led to the suspension of many central kitchens operating in areas previously under the control of the rebel militia. This was due to repeated attacks on kitchen facilities, posing extreme risk to the supervisors and families benefiting from these services. The criminal militia not only looted food supplies, money, and kitchen utensils, but also arrested and tortured several kitchen supervisors. In a horrific escalation, several supervisors and volunteers were brutally killed, with some of their bodies mutilated and hung on public streets.

The memory of these unknown heroes will remain etched in our hearts and minds. Their noble sacrifices are the driving force behind our continued commitment to respond to every call for help, as much as our capacity allows.




Key Achievements

- :: Over 31 million meals are distributed through central kitchens.
- :: More than 10 water stations were rehabilitated and constructed.
- :: Disease vector control interventions implemented in 3 states to prevent epidemic outbreaks.
- :: Empowering more than 100 women through the home-based farming initiative in Khartoum and Sennar states.

 **Total Beneficiaries**
590,000+

Geographic coverage
15

 **Total Programs Expenditure**
9,313,622,349
SDG



Disaster Response and Crisis Mitigation Programme Central Kitchen Support



Beneficiaries
356,000+
individuals



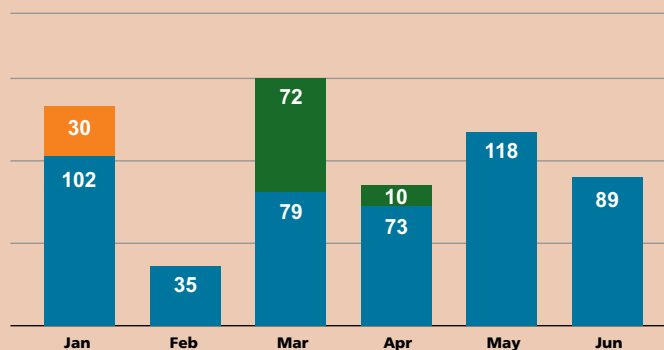
Total amount spent
8,217,148,092
SDG

Numbers of Kitchens

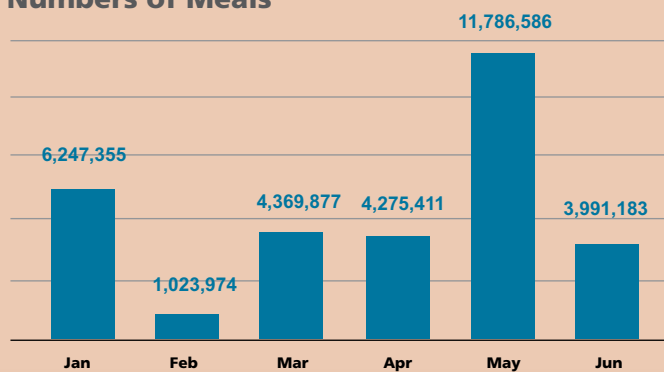
HADHREEN

UNDP

WFP



Numbers of Meals



Disaster Response and Crisis Mitigation Programme Central Kitchen Support



In January, the operation of central kitchens continued across four states. Starting in February, operations were limited to the kitchens specified under the funding provided by the World Food Programme in the localities of Khartoum, Jabal Awliya, and East Nile.

During the holy month of Ramadan, thanks to collected Zakat al-Fitr donations, Hadhreen was able to restore support to all kitchens across the four states until the end of May.

Additional specialized support was provided to kitchens serving separate meals for children, with Hadhreen committing to supply essential food commodities for their daily meals.



"You are not alone" Campaign



Beneficiaries
38,000+
Households



Total amount spent
276,138,800
SDG

Home-based Farming

The home farming initiative continued, targeting 129 women in Khartoum and Sennar states. These women cultivated available spaces in their homes with the support of agricultural inputs and guidance. After weeks of hard labor, they harvested high-quality vegetables, providing crucial support for their families in extremely difficult conditions.



Udhya Campaign



Beneficiaries
17,000+
Households



Total amount spent
338,422,150
SDG



Hadhreen distributed the meat of 120 calves, 228 sheep, and 2 goats through central kitchens, shelter centers, and to vulnerable families across 15 states and Sudanese refugee camps in Chad. The number of beneficiaries exceeded 17,000 families.



Support for survivors of sexual violence

Hadhreen continued its efforts to support women survivors of conflict-related sexual violence, providing psychosocial assistance and protection services. The organization also facilitated the safe and dignified return of some survivors to their communities of origin following the liberation of those areas from militia control by the Sudanese Armed Forces.



Disaster Response and Crisis Mitigation Program Flood Mitigation



Beneficiaries
21,630+
Households



Total amount spent
15,655,000
SDG

Vector Control Campaign

To contain epidemic outbreaks, Hadhreen provided shoulder-mounted manual sprayers and pesticides, and trained volunteers in three states (White Nile, Khartoum, and Al Jazirah) on proper spraying techniques and pesticide mixing under the supervision of local health officers. These efforts significantly contributed to epidemic prevention.



WASH Program



Beneficiaries
78,750
Households




Total amount spent
307,715,800
SDG

Natural Water Coolers

Hadhreen installed 8 cooling unit in public schools. This function is based on heat exchange theory without requiring energy input, promoting environmental sustainability. The initiative seeks to improve public health by ensuring access to safe drinking water and reducing disease transmission risks in public schools.



Vulnerable Group Support Program

 **Beneficiaries**
18 592
Families Individual
Direct Cash Assistance

 **Total amount spent**
158,542,500
SDG

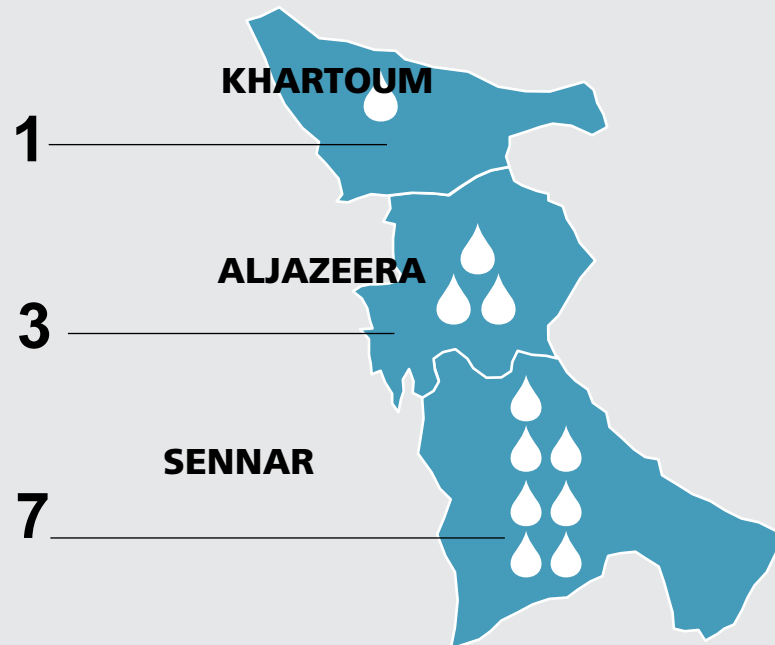
Hadhreen offers monthly financial assistance to:

- :: Orphans under 18 who have lost their father
- :: Widows of martyrs of the December Revolution and subsequent events
- :: Orphans and university-level siblings of martyrs (specifically where the martyr was the main provider)
- :: Economically disadvantaged families

The monthly support aims to help cover basic needs, with additional grants provided to orphans during Eid al-Fitr and Eid al-Adha.



WASH Program



Water Stations

In response to the urgent need for clean water, particularly after the looting of solar-powered water systems by militia groups, Hadhreen launched a water station rehabilitation and construction project.

WASH Program

11 water stations were rehabilitated in the states of Sennar, Al Jazirah, Khartoum, and River Nile. The rehabilitation included restoring solar energy systems, civil works, and checking water connections.



List of Water Station Projects - 2025

#	Region/State	Number of Beneficiaries	Drilling & Submersible Pump Cost	Tank Cost	Solar Energy Cost	Civil Works Cost	Total Cost in USD	Community Contribution	Required Amount in USD
1	River Nile State / Al-Bajrawiya / Al-Zamarna Village	2,200	16,000	15,600	6,200	2,000	40,600	-	40,600
2	River Nile State / Kabushiya / Al-Hamadab	2,500	11,200	-	6,200	3,000	20,400	11,200	9,200
3	Sennar State / Al-Dinder / Al-Muwazzeen Neighborhood	7,000	9,000	-	6,500	2,000	17,500	-	17,500
4	Sennar State / Al-Dinder / Al-Nasr 1 Neighborhood	5,000	-	-	5,000	1,300	6,300	-	6,300
5	Khartoum State/ East Nile / Al-Nasr Neighborhood	28,000	-	-	35,200	-	35,200	-	35,200
6	Northern State / Merowe Locality / Al-Aaliyaab	2,000	-	10,300	-	-	10,300	-	10,300
7	Gezira State / Medani / Um Sunot Village	4,000	-	-	8,000	-	8,000	2,800	5,300
8	Khartoum State/ East Nile / Katranj Village	10,000	2,500	-	6,200	1,500	10,200	-	10,200
9	Khartoum State/ East Nile / Ed Babiker / Al-Safa	3,000	-	-	5,300	-	5,300	-	5,300
10	Gezira State / Al-Amir Wad Al-Basir Al-Helawiyn Village	2,500	-	-	6,500	1,500	8,000	2,500	5,500
11	Sennar State / Al-Dinder / Locality (B)	5,000	-	-	5,600	1,500	7,100	-	7,100
12	Khartoum State/ East Nile / Marabea Al-Sharif / Block 3	2,000	-	-	7,000	1,500	8,500	-	8,500
13	Sennar State / Al-Dinder / Huwaiwa (A)	5,000	-	-	5,000	1,300	6,300	-	6,300
14	Gezira State / Medani / Al-Aqeeda Al-Sa'ed Village	2,200	-	-	6,600	1,500	8,100	-	8,100
15	Sennar State / Al-Dinder / Small Umm Ardeeb	3,000	-	-	4,000	1,300	5,300	-	5,300
16	Sennar State / Al-Dinder / Ado Al-Jabal	5,000	-	-	5,600	1,500	7,100	-	7,100
17	Sennar State / Al-Dinder / Northern Neighborhood	5,000	-	-	4,000	1,300	5,300	-	5,300
18	Sennar State / Al-Dinder / Huwaiwa (B)	3,000	-	-	3,000	200	3,200	-	3,200
19	Sennar State / Al-Dinder / Locality (A)	7,000	-	-	6,000	1,300	7,300	-	7,300
20	Sennar State / Al-Dinder / Large Umm Ardeeb	4,000	-	-	5,600	1,500	7,100	-	7,100
21	Gezira State / Al-Hasaheesa / Al-Hamadab	1,500	-	-	5,000	-	5,000	-	5,000
22	Sennar State / Al-Dinder / Al-Inqaz Neighborhood	7,000	-	-	7,000	1,500	8,500	-	8,500
23	Khartoum State/ East Nile / Marabea Al-Sharif / Qubaa	2,000	-	-	7,000	-	7,000	-	7,000
24	Sennar State / Al-Dinder / Al-Qilla	5,000	-	-	5,600	1,500	7,100	-	7,100
25	Khartoum State/ East Nile / Marabea Al-Sharif - Al-Saberab	1000	-	-	7,000	-	7,000	-	7,000
26	Khartoum State / North Rural Omdurman / Sheikh Al-Tayeb Village	5,000	17,650	15,600	6,250	2,000	41,500	-	41,500
27	Gezira State / Al-Managil / Umm Babis Village	3,000	19,720	15,600	5,300	2,000	42,720	6,000	36,720
28	Gezira State / Al-Managil / Shaa' Al-Deen Village	1,500	-	10,260	-	-	10,260	-	10,260
29	Gezira State / Al-Hasahisa / Fatees Village	1,500	-	-	4,900	2,000	6,900	-	6,900
30	Khartoum State / Jebel Awlia / Kajabi Neighborhood	2,900	-	-	4,900	-	4,900	-	4,900
31	Gezira State / Al-Hasahisa / Amnqar Village	3,000	-	-	8,200	2,000	10,200	-	10,200
32	Gezira State / Al-Hasahisa / Wad Al-Habeel Village	5,000	-	-	5,200	2,000	7,200	-	7,200
33	Sennar State / Dinder / Wad Al-Awad Village	1,000	-	-	5,200	2,000	7,200	-	7,200
34	Nile River State / Abu Hamed / Al-Aqaba Village	1,100	-	15,600	-	-	15,600	1,500	14,100
35	River Nile State / Al-Matamma Locality / Kameer Village - Al-Joudlab Area	1,500	-	-	6,200	2,000	8,200	2,900	5,300
36	River Nile State / Al-Matamma Locality / Kameer Al-Joudlab Village / Al-Jeikeika Area	1,000	-	-	5,300	2,000	7,300	2,900	4,400
37	Al Jazirah State / East Al Jazirah Locality / Al-Hilaliya Neighborhoods 3, 4, and 5	5,000	16,900	-	5,300	2,000	24,200	12,800	11,400
38	Northern State / Al-Golid Locality / Rumi Al-Bakri Village	5,000	-	15,600	4,400	2,000	22,000	-	22,000
39	Khartoum State / North Rural Omdurman / Al- Badoba Village	4,000	-	-	6,000	-	-	2,400	3,600
40	Gezira State / East Al-Gezira / Ghrigana Village	2,800	-	-	3,640	2,360	6,000	1,600	4,400
41	Northern State / Merowe Locality / Al-Zooma Village	1,200	-	-	7,200	2,000	9,200	2,000	7,200
42	Northern State / Ad-Dabba / Mid Karamkol Village	600	-	-	7,000	-	7,000	-	7,000
43	River Nile State / Al-Damar / Saqadi Village West	1,500	-	-	5,000	2,000	7,000	-	7,000
44	Northern State / Al-Gold / Al- Amrab- Al-Kararek - Al-Hmedab	1,000	20,900	15,600	7,850	2,000	46,350	-	46,350
45	Kasala State/ Halfa Al-jadeeda/ 20 th village	2,500	1,000	-	6,200	-	7,200	-	7,200
46	Kasala State/ Halfa Al-jadeeda/ 5 th village	3,000	2750	-	16,650	-	19,400	3,500	15,900
47	Kasala State/ Halfa Al-jadeeda/ 11 th village/ south Argeen	3,000	-	-	7,850	2,000	9,850	3,000	6,850
48	Al-Gedarif State/ Al-Fao locality/ 2 nd village	22,000	-	-	13,400	-	13,400	-	13,400
49	Sennar State / Dinder / Om-Aradeeb village 30th sq	3,000	12,500	15,600	6,200	2,000	36,300	-	36,300
50	Sennar State / Dinder / Baskely Village	2,000	2,500	2,500	3,200	1,500	9,700	-	9,700
51	Khartoum state/ Ombada/ 36 th Neighborhood	10,000	-	-	12,600	4,200	16,800	-	16,800
52	Khartoum state/ East Nile/ Al-Wadi Al-Akhdar	30,000	-	-	18,050	4,200	22,250	-	22,250

Waiting for funding
Open for donation
Potential donor
Full cost covered
Successfully Implemented
Implemented by another party

Contact info:

Tel.: +249 15 514 8091
E-mail: info@hadrhreen.org
www.hadrhreen.org
www.hadrhreenusa.org
www.hadrhreen.uk

